

Technical Guides for Exterior Alterations

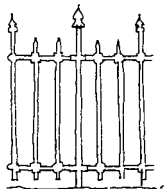
A Practical Series for the Preservation and Maintenance of Rockville's Historic Resources

6: Fencing

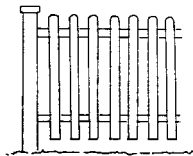
Background

A variety of fencing types can be found within Rockville's historic districts. These include wood picket, wrought iron, wood cross beam, and wire and post. Such diversity corresponds to the range in character of the districts and the many different uses intended for the fences. There is no single appropriate fence for the historic districts, but walls and fences above 3' in height are generally discouraged in front yards. Fences that are compatible with the style of the building and strengthen the historic flavor of the districts, especially if based on historical photographs, are preferable.

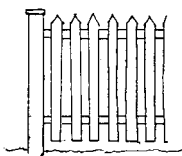
Examples of popular historic fences




Wrought Iron



Rounded Picket




Pointed Picket




Decorative Wrought Iron

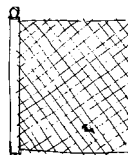
Modern fences that may detract from the historic character of the district, and should be avoided




Brick Veneer




Split-Rail



Chain Link



Stockade



Aluminum or vinyl

HDC Policy

The Historic District Commission follows *The Secretary of the Interior's Standards for Rehabilitation*, and the accompanying *Guidelines* in recommending the repair and retention of original fencing whenever possible. New fencing is judged on a case by case basis, in terms of design, materials and location. The HDC recommends the following practices:

1. Comply with requirements for, and obtain a fence permit from, the City of Rockville.
2. Repair and retain original fencing.
3. Match original fencing with new sections.
4. Install compatible new fencing, to complement the district.
5. Ensure that the fence complies with all zoning requirements.

Certificate of Approval

PLEASE NOTE - If repair or replacement materials match the existing materials *exactly*, no Certificate of Approval is required.

If changes are requested, the application for a Certificate of Approval must include the following:

- Photograph of existing fence
- Photograph or drawing of proposed fence, or brochure.
- Site plan showing the desired location and indication of proposed fence height.
- Material, and accompanying landscaping.
- Schedule for installation and contractor.

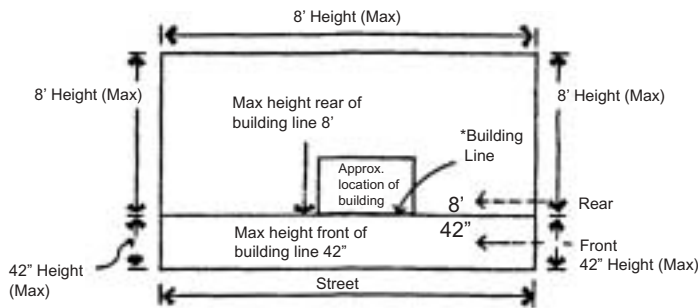
Technical Guides for Exterior Alterations



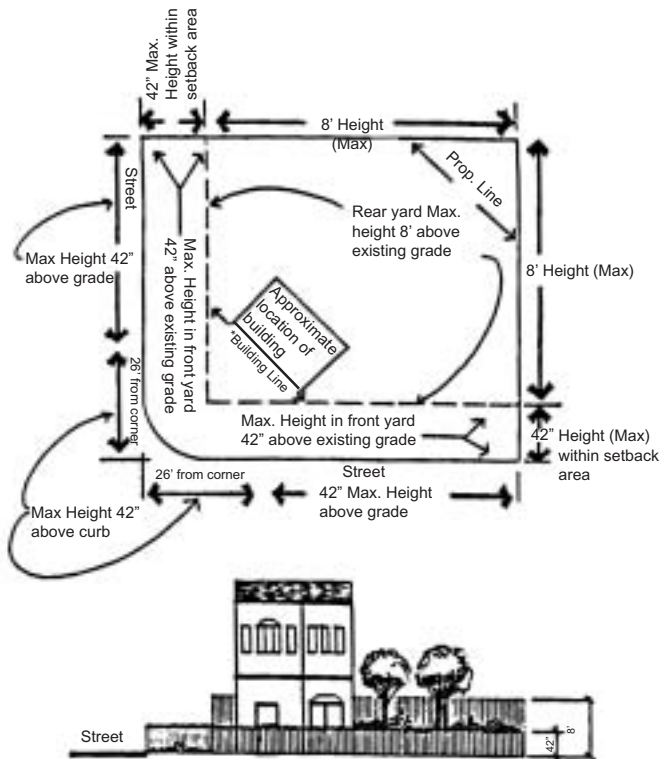
A Practical Series for the Preservation and Maintenance of Rockville's Historic Resources

6: Fencing (continued)

**Standard Lot
Fence Height and Location**



**Typical Corner Lot
Fence Height and Location**



work if a COA is required, and make sure you follow all zoning requirements. Work done without a required HDC Certificate of Approval is not eligible for the tax credits. Forms are available on the City Web site or at the CPDS information desk.

Contact Us

For additional information and questions, please contact:
Historic District Commission
Department of Community Planning and
Development Services

Rockville City Hall
111 Maryland Avenue
Rockville, MD 20850
240-314-8230 voice
240-314-8210 fax
history@rockvillemd.gov

Additional information

Adopted Architectural Design Guidelines for the Exterior Rehabilitation of Buildings in Rockville's Historic Districts, Rockville Historic District Commission, 1977.

Secretary of the Interior's Standards and Guidelines for Rehabilitation, National Park Service, 1995 - www2.cr.nps.gov/tps/standguide/rehab/rehab_index.htm

NPS Preservation Briefs Series - www2.cr.nps.gov/tps/briefs/presbhom.htm

No. 10 - Exterior Paint Problems on Historic Woodwork
No. 16 - The Use of Substitute Materials on Historic Building Exteriors

For further information on the maintenance and rehabilitation of older homes, see www.cr.nps.gov/architecture.htm.

For general information about historic buildings, materials, and styles, see *A Field Guide to American Houses*, by Virginia and Lee McAlester, New York, Alfred A. Knopf, 1988.

For suppliers and product information, see www.oldhouseweb.net.

Tax Credit Information

Tax credits generally do not apply. If work includes repairs to historic fencing, tax credits may apply. To maintain eligibility, please have before and after photographs of the work. Obtain HDC approval prior to undertaking the